





Probes For MolecuUS

Line	Probe ID PhotoSound	Picture	Frequency	Use	Number of elements	Element dimension (Width)	Length of Array	Pitch Between Elements	Radius of Curvature	Elevation Focus	Housing Removable	Comment
1	46-0037		5-9 MHz	transrectal, transvaginal	128	5.2 mm	26.24 mm	0.205 mm	10mm	30 mm		Convex (end-firing), 128 elements, 5.0-9.0 MHz, R10mm, FOV 156 deg.
2	46-0038		2-5 MHz	abdominal, obstetrics, pediatrics	128	12 mm	63.36 mm	0.495 mm	60 mm	80 mm		Convex, 128 element, 2.0-5.0MHz, R60mm, FOV 60 degrees
3	46-0018		5-12 MHz	pediatrics, small parts, vascular, veterinary	128	4 mm	38.4 mm	0.3 mm	NA	20 mm	Yes	Linear, 128 elements, 5.0-12.0MHz, 40mm
4	46-0012		1-5 MHz	cardiac, abdominal	64	14 mm	15.36 mm	0.24 mm	NA	80 mm		Phased Array, 64 element, 1.5-5.0MHz, FOV 90 deg.

*Custom probes are available upon request. Please contact info@photosound.com.